

YUKON TOURISM VISITATION REPORT

JUNE 2014

June

77,200

An estimated 77,200 people visited Yukon in June 2014. This represents a decrease of 4,500 people or -6% compared to June, 2013.

Year to Date

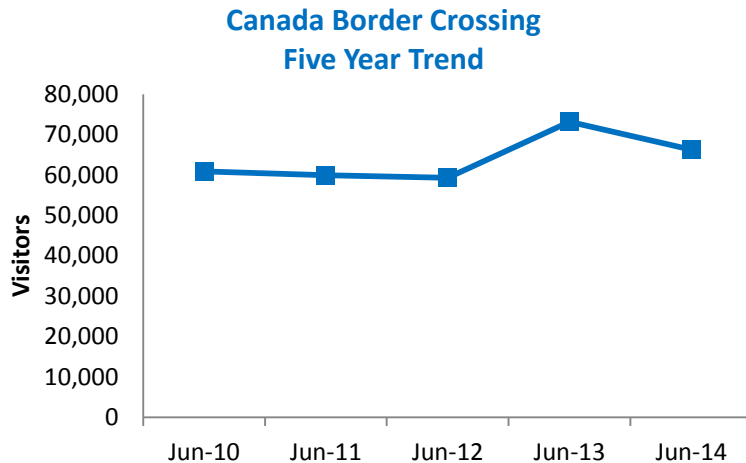
164,700

An estimated 164,700 people visited Yukon from January to June, 2014. This represents a decrease of 8,300 people or -5% compared to the same period last year.

The Yukon Visitor Tracking Program (YVTP) is a volumetric model that estimates the number of people that visit Yukon on a monthly basis. The model includes visitors entering Yukon via highway, train, and air; the model does not include Yukon residents.



YUKON MONTHLY TOURISM INDICATORS SUMMARY:



June Border Crossings

A total of 66,250 people entered Yukon through Canada Border Services Agency's border crossings in June. This represents a decrease of 6,883 people or -9% compared to June, 2013.

Source: Canadian Border Services Agency

Total People				
June	2013	2014	+/- change	% change
Private Vehicle	36,708	32,569	-4139	-11%
Motorcoach	35,188	30,138	-5050	-14%
Air	1,237	3,543	2306	186%
TOTALS	73,133	66,250	-6883	-9%
US	50,094	44,897	-5197	-10%
Canada	14,223	12,676	-1547	-11%
Others	8,816	8,677	-139	-2%

Total—June

A total of 66,250 people entered Yukon through Canada Border Services Agency's border crossings in June. This represents a decrease of 6,883 people or -9% compared to June, 2013. An increase was experienced in air (up 2,306 or +186%). Decreases were experienced in private vehicle (down 4,139 people or -11%), in motorcoach (down 5,050 people or -14%). By origin, decreases were experienced for US (down 5,197 people or -10%), Canada (down 1,547 or -11%), and Others (down 139 people or -2%).

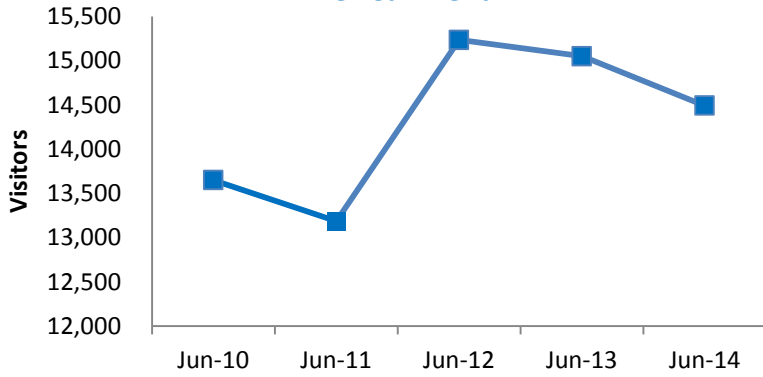
Year to Date				
June	2013	2014	+/- change	% change
Private Vehicle	72,938	68,305	-4633	-6%
Motorcoach	53,740	46,769	-6971	-13%
Air	1,374	5,479	4105	299%
TOTALS	128,052	120,553	-7499	-6%
US	83,455	76,287	-7168	-3%
Canada	30,431	30,333	-98	0%
Others	14,166	13,933	-233	25%

Year to Date

Year to date (January to June), a total of 120,553 people entered Yukon through Canada Border Services Agency's border crossings. This represents a decrease of 7,499 people or -6% compared to January to June, 2013.

YUKON MONTHLY TOURISM INDICATORS SUMMARY:

**Erik Nielsen Whitehorse International Airport
Five Year Trend**



Erik Nielsen Whitehorse International Airport Arrivals

A total of 14,491 passengers deplaned at the Erik Nielsen Whitehorse International Airport in June. This represents a decrease of 559 passengers or -4% compared to June 2013.

Source: Department of Highways and Public Works

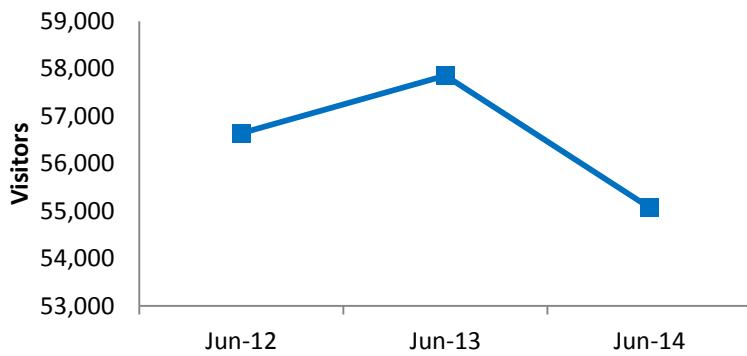
Erik Nielsen Whitehorse International Arrivals				
June	2013	2014	+/- change	% change
Arrivals	15,050	14,491	-559	-4%
Year to Date	2013	2014	+/- change	% change
Arrivals	66,759	67,444	685	1%

Erik Nielsen Whitehorse International Airport Arrivals

Year to date (January to June), a total of 67,444 passengers deplaned at the Erik Nielsen Whitehorse International Airport. This represents an increase of 685 people or +1% compared to January to June, 2013.

YUKON MONTHLY TOURISM INDICATORS SUMMARY:

**Yukon Visitor Information Centres
Three Year Trend**



Yukon Visitor Information Centre Statistics

A total of 55,071 people visited Yukon's seven Visitor Information Centres in June. This represents a decrease of 2,783 people or -5% compared to June, 2013.

Yukon Visitor Information Centres				
June	2013	2014	+/- change	% change
Whitehorse	17,086	17,583	497	3%
Beaver Creek	3,979	2,381	-1,598	-40%
Carcross	14,377	16,762	2,385	17%
Dawson City	9,296	6,098	-3,198	-34%
Haines Junction	6,037	4,682	-1,355	-22%
Watson Lake	5,897	6,146	249	4%
Airport	1,182	1,419	237	20%
TOTAL	57,854	55,071	-2,783	-5%

Yukon Visitor Information Centre Statistics

An increase was experienced in Whitehorse (up 497 or +3%), Carcross (up 2,385 or 17%), Watson Lake (up 249 people or +4%) and the Airport (up 237 people or +20%) compared to June, 2013. Decreases were experienced in Beaver Creek (down 1,598 people or -40%), Dawson City (down 3,198 people or -34%) and Haines Junction (down 1,355 people or -22%) compared to June, 2013.

Source: Department of Tourism and Culture

Yukon Visitor Information Centres				
Year to Date	2013	2014	+/- change	% change
Whitehorse	29,721	28,315	-1,406	-5%
Beaver Creek	5,338	3,349	-1,989	-37%
Carcross	22,541	25,912	3,371	15%
Dawson City	11,465	8,199	-3,266	-28%
Haines Junction	7,438	6,077	-1,361	-18%
Watson Lake	7,836	8,065	229	3%
Airport	1,623	2,078	455	28%
TOTAL	85,962	81,995	-3,967	-5%

Yukon Visitor Information Centre Statistics

Year to date an increase was experienced in Carcross (up 3,371 or +15%), Watson Lake (up 229 or +3%) and the Airport (up 455 people or +28%) compared to January to June, 2013. Year to date decreases were experienced in Whitehorse (down 1,406 or -5%), Beaver Creek (down 1,989 people or -37%), Dawson City (down 3,266 people or -28%) and Haines Junction (down 1,361 people or -18%) compared to January to June, 2013.

Border Crossing Details

Private Vehicle				
June	2013	2014	+/- change	% change
US	23,795	21,112	-2683	-11%
Canada	10,683	9,046	-1637	-15%
Others	2,230	2,411	181	8%
TOTAL	36,708	32,569	-4139	-11%

Private Vehicle

Decreases were experienced in private vehicle (down 4,139 people or -11%) compared to June 2013. By origin, an increase was experienced by Others (up 181 people or +8%). Decreases were experienced by US (down 2,683 people or -11%) and Canada (down 1,637 people or -15%).
Private Vehicle: automobile, cycle, and pedestrian.

Motorcoach				
June	2013	2014	+/- change	% change
US	26,258	22,090	-4168	-16%
Canada	3,417	3,024	-393	-12%
Others	5,513	5,024	-489	-9%
TOTAL	35,188	30,138	-5050	-14%

Motorcoach

Decreases were experienced in motorcoach (down 5,050 people or -14%) compared to June 2013. By origin, decreases were experienced by US (down 4,168 people or -16%), Canada (down 393 people or -12%), and Others (down 489 people or -9%).

International Air				
June	2013	2014	+/- change	% change
US	41	1,695	1654	4034%
Canada	123	606	483	393%
Others	1,073	1,242	169	16%
TOTAL	1,237	3,543	2,306	186%

International Air

Increases were experienced in air (up 2,306 people or +186%) compared to June 2013. By origin, increases were experienced by US (up 1,654 people or +4,034%), Canada (up 483 people or +393%), and Others (up 169 people or +16%).

Sameday Visit				
June	2013	2014	+/- change	% change
Private Vehicle	12,044	10,106	-1938	-16%
Motorcoach	27,991	26,208	-1783	-6%
Air	21	2	-19	-90%
TOTALS	40,056	36,316	-3740	-9%
US	35,072	31,393	-3679	-10%
Others	4,984	4,923	-61	-1%

Sameday Visit

A total of 36,316 sameday visitors entered Yukon through Canada Border Services Agency's border crossings in June. Decreases were experienced in private vehicle (down 1,939 people or -16%), motorcoach (down 1,783 people or -6%), and air (down 19 people or -90%). By origin, decreases were experienced by US (down 3,679 people or -10%) and Others (down 61 people or -1%).

Multiple Night Visit				
June	2013	2014	+/- change	% change
Private Vehicle	13,981	13,417	-564	-4%
Motorcoach	3,780	906	-2874	-76%
Air	1,093	2,935	1842	169%
TOTALS	18,854	17,258	-1596	-8%
US	15,022	13,504	-1518	-10%
Others	3,832	3,754	-78	-2%

Multiple Night Visit

A total of 17,258 multiple night visitors entered Yukon through Canada Border Services Agency's border crossings in June. An increase was experienced in air (up 1,842 people or +169%). Decreases were experienced in private vehicle (down 564 people or -4%) and motorcoach (down 2,874 people or -76%). By origin, decreases were experienced by US (down 1,518 people or -10%) and Others (down 78 people or -2%).

Note: Canada figures include Yukon residents

Border Crossing Details

Port of Entry - June				
June	2013	2014	+/- change	% change
Beaver Creek	10,465	9,730	-735	-7%
Fraser	52,220	44,965	-7255	-14%
Little Gold	4,583	2,897	-1686	-37%
Pleasant	4,630	5,118	488	11%
Dawson City (Air)	66	2,359	2293	3474%
Whitehorse (Air)	1,169	1,181	12	1%
TOTAL	73,133	66,250	-6883	-9%

Port of Entry—June

Increases were experienced at Pleasant (up 488 people or +11%), Dawson City port (up 2,293 people or 3,474%), and Whitehorse airport (up 12 people or +1%). Decreases were experienced at Beaver Creek (down 735 people or -7%), Fraser (down 7,255 people or -14%), and Little Gold (down 1,686 or -37%).

Port of Entry - Year to Date				
YTD	2013	2014	+/- change	% change
Beaver Creek	22,982	20,487	-2495	-11%
Fraser	88,015	79,497	-8518	-10%
Little Gold	4,800	3,322	-1478	-31%
Pleasant	10,704	11,621	917	9%
Dawson City (Air)	257	3,644	3387	1318%
Whitehorse (Air)	1,294	1,982	688	53%
TOTAL	128,052	120,553	-7499	-6%

Port of Entry—Year to Date

Year to date (January to June) increases were experienced at Pleasant (up 917 people or +9%), Dawson City port (up 3,387 people or 1,318%), and Whitehorse airport (up 688 people or +53%). Decreases were experienced at Beaver Creek (down 2,495 people or -11%), Fraser (down 8,518 people or -10%), and Little Gold (down 1,478 or -31%).

Note: Canada figures include Yukon residents