

YUKON TOURISM VISITATION REPORT

SEPTEMBER 2014

September **61,400**

An estimated 61,100 people visited Yukon in September 2014. This represents an increase of 2,000 people or 3% compared to September 2013.

Year to Date **406,300**

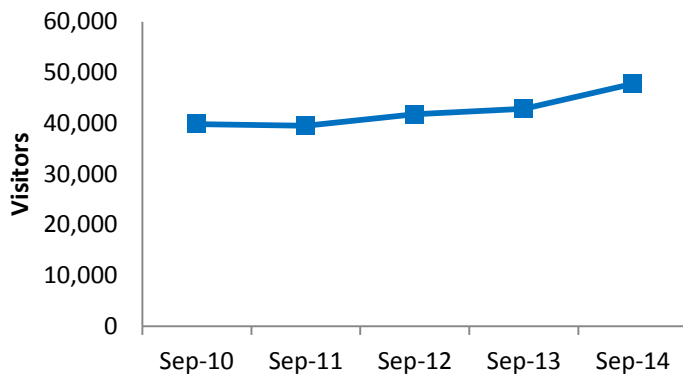
An estimated 406,300 people visited Yukon from January to September 2014. This represents a decrease of 13,200 people or -3% compared to the same period last year.

The Yukon Visitor Tracking Program (YVTP) is a volumetric model that estimates the number of people that visit Yukon on a monthly basis. The model includes visitors entering Yukon via highway, train, and air; the model does not include Yukon residents.



YUKON MONTHLY TOURISM INDICATORS SUMMARY:

**Canada Border Crossing
Five Year Trend**



September Border Crossings

A total of 47,757 people entered Yukon through Canada Border Services Agency's border crossings in September. This represents an increase of 4,901 people or +11% compared to September, 2013.

Source: Canadian Border Services Agency

Total People				
September	2013	2014	+/- change	% change
Private Vehicle	23,786	25,172	1386	6%
Motorcoach	18,425	21,558	3133	17%
Air	645	1,027	382	59%
TOTALS	42,856	47,757	4901	11%
US	26,812	31,086	4274	16%
Canada	9,328	8,817	-511	-5%
Others	6,716	7,854	1138	17%

Total—September

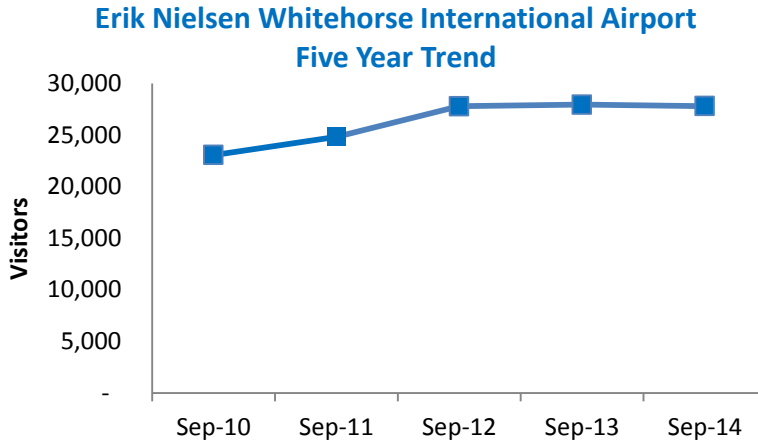
A total of 47,757 people entered Yukon through Canada Border Services Agency's border crossings in September. This represents an increase of 4,901 people or +11% compared to September, 2013. An increase was experienced in private vehicle (up 1,386 people or +6%), motorcoach (up 3,133 people or +17%) and air (up 382 people or +59%). By origin, an increase was experienced by US (up 4,274 people or +16%) and Others (up 1,138 people or +17%). A decrease was experienced for Canada (down 511 people or -5%).

Year to Date				
YTD	2013	2014	+/- change	% change
Private Vehicle	187,371	175,715	-11656	-6%
Motorcoach	145,010	136,706	-8304	-6%
Air	4,455	14,262	9807	220%
TOTALS	336,836	326,683	-10153	-3%
US	222,155	212,289	-9866	-4%
Canada	74,734	70,818	-3916	-5%
Others	39,947	43,576	3629	9%

Year to Date

Year to date (January to September), a total of 326,683 people entered Yukon through Canada Border Services Agency's border crossings. This represents a decrease of 10,153 people or -3% compared to January to September, 2013.

YUKON MONTHLY TOURISM INDICATORS SUMMARY:



Erik Nielsen Whitehorse International Airport Arrivals

A total of 13,643 passengers deplaned at the Erik Nielsen Whitehorse International Airport in September. This represents a decrease of 1,059 passengers or -7% compared to September 2013.

Source: Department of Highways and Public Works

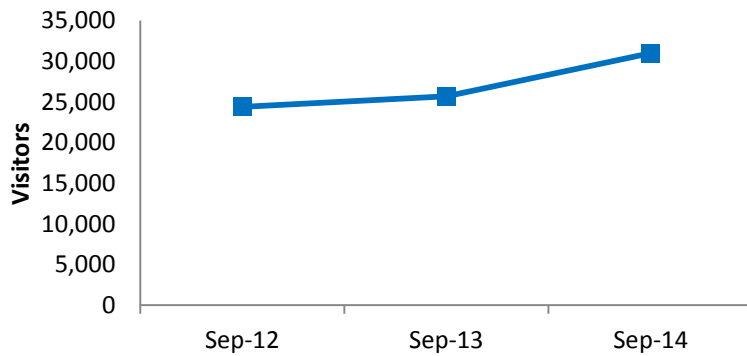
Erik Nielsen Whitehorse International Arrivals				
September	2013	2014	+/- change	% change
Arrivals	14,702	13,643	(1,059)	-7%
Year to Date	2013	2014	+/- change	% change
Arrivals	115,763	119,337	3,574	3%

Erik Nielsen Whitehorse International Airport Arrivals

Year to date (January to September), a total of 119,337 passengers deplaned at the Erik Nielsen Whitehorse International Airport. This represents an increase of 3,574 people or +3% compared to January to September, 2013.

YUKON MONTHLY TOURISM INDICATORS SUMMARY:

**Yukon Visitor Information Centres
Three Year Trend**



Yukon Visitor Information Centre Statistics

A total of 30,988 people visited Yukon's seven Visitor Information Centres in September. This represents an increase of 5,290 people or +21% compared to September, 2013.

Yukon Visitor Information Centres				
September	2013	2014	+/- change	% change
Whitehorse	6,627	8,230	1603	24%
Beaver Creek	1,121	1,215	94	8%
Carcross	10,669	11,390	721	7%
Dawson City	2,498	3,471	973	39%
Haines Junction	2,556	3,010	454	18%
Watson Lake	1,550	2,396	846	55%
Airport	677	1,276	599	88%
TOTAL	25,698	30,988	5290	21%

Yukon Visitor Information Centre Statistics

An increase was experienced in all Visitor Information Centres: Whitehorse (up 1,603 people or +24%), Beaver Creek (up 94 people or +8%), Carcross (up 721 people or +7%), Dawson City (up 973 people or +39%), Haines Junction (up 454 people or +18%), Watson Lake (up 846 people or +55%), and the Airport (up 599 people or +88%) compared to September, 2013.

Source: Department of Tourism and Culture

Yukon Visitor Information Centres				
YTD	2013	2014	+/- change	% change
Whitehorse	69,546	70,559	1013	1%
Beaver Creek	15,034	12,099	-2935	-20%
Carcross	74,029	76,958	2929	4%
Dawson City	32,930	29,544	-3386	-10%
Haines Junction	26,240	22,585	-3655	-14%
Watson Lake	20,310	21,776	1466	7%
Airport	5,088	7,051	1963	39%
TOTAL	243,177	240,572	-2605	-1%

Yukon Visitor Information Centre Statistics

Year to date an increase was experienced in Whitehorse (up 1,013 people or +1%), Carcross (up 2,929 people or +4%), Watson Lake (up 1,466 people or +7%) and the Airport (up 1,963 people or +39%) compared to January to September, 2013. Year to date decreases were experienced in Beaver Creek (down 2,935 people or -20%), Dawson City (down 3,386 people or -10%) and Haines Junction (down 3,655 people or -14%) compared to January to September, 2013.

Border Crossing Details

Private Vehicle				
September	2013	2014	+/- change	% change
US	15,616	16,828	1212	8%
Canada	6,267	6,187	-80	-1%
Others	1,903	2,157	254	13%
TOTAL	23,786	25,172	1386	6%

Private Vehicle

Increases were experienced in private vehicle (up 1,386 people or +6%) compared to September 2013. By origin, an increase was experienced by US (up 1,212 people or +8%) and Others (up 254 people or +13%). A decrease was experienced by Canada (down 80 people or -1%).

Private Vehicle: automobile, cycle, and pedestrian.

Motorcoach				
September	2013	2014	+/- change	% change
US	11,172	13,853	2681	24%
Canada	2,901	2,368	-533	-18%
Others	4,352	5,337	985	23%
TOTAL	18,425	21,558	3133	17%

Motorcoach

Increases were experienced in motorcoach (up 3,133 people or +17%) compared to September 2013. By origin, an increase was experienced by US (up 2,681 people or +24%) and Others (up 985 people or +23%). A decrease was experienced by Canada (down 533 people or -18%).

International Air				
September	2013	2014	+/- change	% change
US	24	405	381	1588%
Canada	160	262	102	64%
Others	461	360	-101	-22%
TOTAL	645	1,027	382	59%

International Air

Increases were experienced in air (up 382 people or +59%) compared to September 2013. By origin, increases were experienced by US (up 381 people or +1588%) and Canada (up 102 people or +64%). A decrease was experienced by Others (down 101 people or -22%).

Sameday Visit				
September	2013	2014	+/- change	% change
Private Vehicle	5,642	6,438	796	14%
Motorcoach	14,659	18,768	4109	28%
Air	-	46	46	
TOTALS	20,301	25,252	4951	24%
US	15,940	19,904	3964	25%
Others	4,361	5,348	987	23%

Sameday Visit

A total of 25,252 sameday visitors entered Yukon through Canada Border Services Agency's border crossings in September. Increases were experienced in private vehicle (up 796 people or +14%), motorcoach (up 4,109 people or +28%) and in air (up 46 people). By origin, an increase was experienced by US (up 3,964 people or +25%) and Others (up 987 people or +25%).

Multiple Night Visit				
September	2013	2014	+/- change	% change
Private Vehicle	11,877	12,547	670	6%
Motorcoach	865	422	-443	-51%
Air	485	719	234	48%
TOTALS	13,227	13,688	461	3%
US	10,872	11,182	310	3%
Others	2,355	2,506	151	6%

Multiple Night Visit

A total of 13,688 multiple night visitors entered Yukon through Canada Border Services Agency's border crossings in September. An increase was experienced in private vehicle (up 670 people or +6%) and air (up 234 people or +48%). A decrease was experienced in motorcoach (down 443 people or -51%). By origin, an increase was experienced by US (up 310 people or +3%) and Others (up 151 people or +6%).

Note: Canada figures include Yukon residents

Border Crossing Details

Port of Entry - September				
September	2013	2014	+/- change	% change
Beaver Creek	8,834	8,433	-401	-5%
Fraser	29,732	34,240	4508	15%
Little Gold	1,278	1,176	-102	-8%
Pleasant	2,367	2,883	516	22%
Dawson City (Air)	10	480	470	4700%
Whitehorse (Air)	635	545	-90	-14%
TOTAL	42,856	47,757	4901	11%

Port of Entry—September

Increases were experienced at Fraser (up 4,508 people or +15%), Pleasant (up 516 people or +22%) and Dawson City airport (up 470 people or 4700%). Decreases were experienced at Beaver Creek (down 401 people or -5%), Little Gold (down 102 people or -8%) and Whitehorse airport (down 90 people or -14%).

Port of Entry - Year to Date				
YTD	2013	2014	+/- change	% change
Beaver Creek	60,455	57,549	-2906	-5%
Fraser	230,880	216,227	-14653	-6%
Little Gold	17,646	12,582	-5064	-29%
Pleasant	23,223	25,919	2696	12%
Dawson City (Air)	425	9,339	8914	2097%
Whitehorse (Air)	4,193	5,067	874	21%
Old Crow (Air)	14	-	-14	-100%
TOTAL	336,836	326,683	-10153	-3%

Port of Entry—Year to Date

Year to date (January to September) increases were experienced at Pleasant (up 2,696 people or +12%), Dawson City airport (up 8,914 people or 2097%) and Whitehorse airport (up 874 people or +21%). Decreases were experienced at Beaver Creek (down 2,906 people or -5%), Fraser (down 14,653 people or -6%), Little Gold (down 5,064 people or -29%) and Old Crow (down 14 people).

Note: Canada figures include Yukon residents