

# YUKON TOURISM VISITATION REPORT

## OCTOBER 2014

October

15,800

An estimated 15,800 people visited Yukon in October 2014. This represents an increase of 1,500 people or 11% compared to October 2013.

Year to Date

422,400

An estimated 422,400 people visited Yukon from January to October 2014. This represents a decrease of 11,400 people or -3% compared to the same period last year.

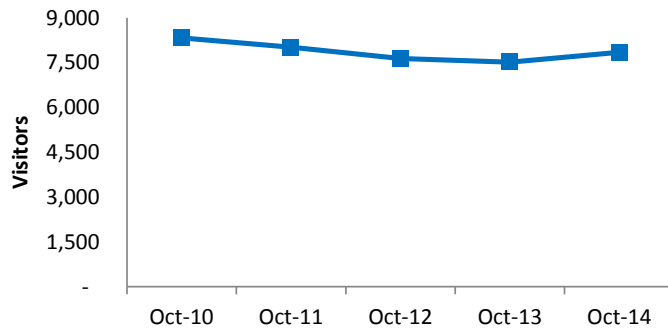
One of the key measures used to estimate total visitation to Yukon was unavailable for the month of October. As a result, a forecast was used. Therefore, as updated data becomes available, total visitation figures will be revised.

The Yukon Visitor Tracking Program (YVTP) is a volumetric model that estimates the number of people that visit Yukon on a monthly basis. The model includes visitors entering Yukon via highway, train, and air; the model does not include Yukon residents.



## YUKON MONTHLY TOURISM INDICATORS SUMMARY:

Canada Border Crossing  
Five Year Trend



### October Border Crossings

A total of 7,850 people entered Yukon through Canada Border Services Agency's border crossings in October. This represents an increase of 334 people or +4% compared to October 2013.

Source: Canadian Border Services Agency

Total People				
October	2013	2014	+/- change	% change
Private Vehicle	7,373	7,737	364	5%
Motorcoach	40	13	-27	-68%
Air	103	100	-3	-3%
<b>TOTALS</b>	<b>7,516</b>	<b>7,850</b>	<b>334</b>	<b>4%</b>
US	4,825	5,090	265	5%
Canada	2,546	2,583	37	1%
Others	145	177	32	22%

### Total—October

A total of 7,850 people entered Yukon through Canada Border Services Agency's border crossings in October. This represents an increase of 334 people or +4% compared to October 2013. An increase was experienced in private vehicle (up 364 or +5%). Decreases were experienced in motorcoach (down 27 people or -68%) and air (down 3 people or -3%). By origin, increase was experienced by US (up 265 people or +5%), Canada (up 37 people or +1%) and Others (up 37 people or +22%).

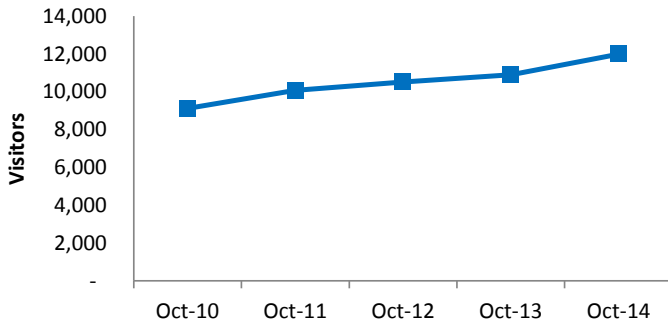
Year to Date				
YTD	2013	2014	+/- change	% change
Private Vehicle	194,744	183,452	-11,292	-6%
Motorcoach	145,050	136,719	-8,331	-6%
Air	4,558	14,362	9,804	215%
<b>TOTALS</b>	<b>344,352</b>	<b>334,533</b>	<b>-9,819</b>	<b>-3%</b>
US	226,980	217,379	-9,601	-4%
Canada	77,280	73,401	-3,879	-5%
Others	40,092	43,753	3,661	9%

### Year to Date

Year to date (January to October), a total of 334,533 people entered Yukon through Canada Border Services Agency's border crossings. This represents a decrease of 9,819 people or -3% compared to January to October 2013.

**YUKON MONTHLY TOURISM INDICATORS SUMMARY:**

**Erik Nielsen Whitehorse International Airport  
Five Year Trend**



**Erik Nielsen Whitehorse International Airport Arrivals**

A total of 11,990 passengers deplaned at the Erik Nielsen Whitehorse International Airport in October. This represents an increase of 1,096 passengers or +10% compared to October 2013.

Source: Department of Highways and Public Works

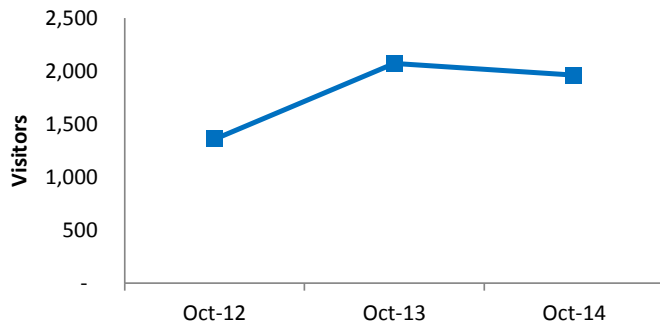
Erik Nielsen Whitehorse International Airport Arrivals				
October	2013	2014	+/- change	% change
Arrivals	10,894	11,990	1,096	10%
Year to Date			+/- change	% change
Arrivals	126,657	131,327	4,670	4%

**Erik Nielsen Whitehorse International Airport Arrivals**

Year to date (January to October), a total of 131,327 passengers deplaned at the Erik Nielsen Whitehorse International Airport. This represents an increase of 4,670 people or +4% compared to January to October, 2013.

## YUKON MONTHLY TOURISM INDICATORS SUMMARY:

**Yukon Visitor Information Centres  
Three Year Trend**



### Yukon Visitor Information Centre Statistics

A total of 1,961 people visited the Whitehorse Visitor Information Centre in October. This represents a decrease of 110 people or -5% compared to October 2013.

Yukon Visitor Information Centres				
October	2013	2014	+/- change	% change
Whitehorse	2,071	1,961	-110	-5%
YTD	2013	2014	+/- change	% change
Whitehorse	71,617	72,520	903	1%
<b>TOTAL*</b>	<b>245,248</b>	<b>242,533</b>	<b>-2,715</b>	<b>-1%</b>
*Total includes all Yukon Visitor Information Centres.				

### Yukon Visitor Information Centre Statistics

Year to date, an increase was experienced in the number of people who visited the Whitehorse Visitor Information Centre (up 903 people or +1%) compared to January to October 2013. However, total visits to Yukon Visitor Information Centres was down 2,715 people or -1% compared to January to October 2013.

Source: Department of Tourism and Culture

## Border Crossing Details

Private Vehicle				
October	2013	2014	+/- change	% change
US	4,816	5,076	260	5%
Canada	2,412	2,484	72	3%
Others	145	177	32	22%
<b>TOTAL</b>	<b>7,373</b>	<b>7,737</b>	<b>364</b>	<b>5%</b>

### Private Vehicle

Increases were experienced in private vehicle (up 364 people or +5%) compared to October 2013. By origin, increases were experienced by US (up 260 people or +5%), Canada (up 72 people, or +3%) and Others (up 32 people or +22%).

*Private Vehicle: automobile, cycle, and pedestrian.*

Motorcoach				
October	2013	2014	+/- change	% change
US	2	-	-2	-100%
Canada	38	13	-25	-66%
Others	-	-	-	-
<b>TOTAL</b>	<b>40</b>	<b>13</b>	<b>-27</b>	<b>-68%</b>

### Motorcoach

Decreases were experienced in motorcoach (down 27 people or -68%) compared to October 2013. By origin, decreases were experienced by US (down 2 people or -100%) and Canada (down 25 people or -66%).

International Air				
October	2013	2014	+/- change	% change
US	7	14	7	100%
Canada	96	86	-10	-10%
Others	-	-	-	-
<b>TOTAL</b>	<b>103</b>	<b>100</b>	<b>-3</b>	<b>-3%</b>

### International Air

Decreases were experienced in air (down 3 people or -3%) compared to October 2013. By origin, an increase was experienced by US (up 7 people or +100%). A decrease was experienced by Canada (down 10 people or -10%).

Sameday Visit				
October	2013	2014	+/- change	% change
Private Vehicle	970	1,131	161	17%
Motorcoach	2	-	-2	-100%
Air	-	5	5	100%
<b>TOTALS</b>	<b>972</b>	<b>1,136</b>	<b>164</b>	<b>17%</b>
US	959	1,127	168	18%
Others	13	9	-4	-31%

### Sameday Visit

A total of 1,136 sameday visitors entered Yukon through Canada Border Services Agency's border crossings in October. Increases were experienced in private vehicle (up 161 people or +17%), and air (up 5 people, or +100%). A decrease was experienced in motorcoach (down 2 people or -100%).

Multiple Night Visit				
October	2013	2014	+/- change	% change
Private Vehicle	3,991	4,122	131	3%
Motorcoach	-	-	-	-
Air	7	9	2	29%
<b>TOTALS</b>	<b>3,998</b>	<b>4,131</b>	<b>133</b>	<b>3%</b>
US	3,866	3,963	97	3%
Others	132	168	36	27%

### Multiple Night Visit

A total of 4,131 multiple night visitors entered Yukon through Canada Border Services Agency's border crossings in October. An increase was experienced in private vehicle (up 131 people or +3%) and air (up 2 people or +29%). By origin, an increase was experienced by US (up 97 people or +3%) and Others (up 36 people or +27%).

Note: Canada figures include Yukon residents

## Border Crossing Details

Port of Entry - October				
October	2013	2014	+/- change	% change
Beaver Creek	3,628	3,875	247	7%
Fraser	2,285	1,803	-482	-21%
Little Gold	-	-	-	-
Pleasant	1,500	2,072	572	38%
Dawson City (Air)	-	-	-	-
Whitehorse (Air)	103	100	-3	-3%
<b>TOTAL</b>	<b>7,516</b>	<b>7,850</b>	<b>334</b>	<b>4%</b>

### Port of Entry—October

Increases were experienced at Pleasant (up 572 people or +38) and Beaver Creek (up 247 people or +7%). Decreases were experienced at Fraser (down 482 people or -21%) and Whitehorse airport (down 3 people or -3%).

Port of Entry - Year to Date				
YTD	2013	2014	+/- change	% change
Beaver Creek	64,083	61,424	-2,659	-4%
Fraser	233,165	218,030	-15,135	-6%
Little Gold	17,646	12,582	-5,064	-29%
Pleasant	24,723	27,991	3,268	13%
Dawson City (Air)	246	9,189	8,943	3635%
Whitehorse (Air)	4,296	5,167	871	20%
Old Crow (Air)	14	-	-14	-100%
<b>TOTAL</b>	<b>344,173</b>	<b>334,383</b>	<b>-9,790</b>	<b>-3%</b>

### Port of Entry—Year to Date

Year to date (January to October) increases were experienced at Pleasant (up 3,268 people or +13%), Dawson City airport (up 8,943 people or +3,635%) and Whitehorse airport (up 871 people or +20%). Decreases were experienced at Beaver Creek (down 2,659 people or -4%), Fraser (down 15,135 people or -6%), Little Gold (down 5,064 people or -29%) and Old Crow (down 14 people).

Note: Canada figures include Yukon residents